

































## Art and Design- Castleway Primary School

### Curriculum Long Term Plan

	Autumn		Spring		Summer	
Year 1	 <div>Mix It This project teaches children about basic colour theory by studying the colour wheel, colour mixing and the exploration of the use of primary and secondary colours in art.</div>	 <div>Funny Faces and Fabulous Features This project teaches children about the concept of the portrait and how the collage technique can be used to make a portrait.</div>	 <div>Rain and Sunrays This project teaches children about collagraph printing, including how to develop a motif to make single and repeated prints</div>		 <div>Street View This project teaches children about artwork depicting streets and buildings and focuses on the work of the American pop artist, James Rizzi. They create a 3-D mural based on Rizzi's work</div>	
	 <div>Mix It This project revisits colour theory. They explore hues and explore and describe the use of colour by different artists.</div>	 <div>Still Life This project teaches children about the work of significant still life artists and still life techniques. They explore a wide variety of still lifes and learn about the use of colour and composition</div>	 <div>Flower Head This project teaches children about the visual elements of flowers, including shape, texture, colour, pattern and form. They also explore various artistic methods, including drawing, printmaking and 3-D forms, using paper and clay.</div>		 <div>Portraits and Poses This project teaches children about portraiture. They analyse the portraits of Tudor monarchs and compare Tudor portraits and selfies today. They use photo editing software to create royal portraits</div>	
Year 3	 <div>Contrast and Complement This project includes an exploration of tertiary colours, warm and cool colours, complementary colours and analogous colours.</div>	 <div>Prehistoric Pots This project teaches children about Bell Beaker pottery. It allows the children to explore different clay techniques, which they use to make and decorate a Bell Beaker-style pot</div>	 <div>Ammonite This project teaches children about artistic techniques used in sketching, printmaking and sculpture</div>	 <div>People and Places This project teaches children about the genre of figure drawing. They study the figure drawings and urban landscapes of the artist LS Lowry and create artwork in his style to show scenes from their school.</div>	 <div>Beautiful Botanicals This project teaches children about the genre of botanical art. They create natural weavings, two-colour prints and beautiful and detailed botanical paintings of fruit.</div>	 <div>Mosaic Masters This project teaches children about the history of mosaics, before focusing on the colours, patterns and themes found in Roman mosaic. The children learn techniques to design and make a mosaic tile.</div>
	 <div>Contrast and Complement This project revisits tertiary colours, warm and cool colours, complementary colours and analogous colours, and how artists use colour.</div>	 <div>Warp and Weft This project teaches children about the art form of weaving and how it has developed over time, including the materials and techniques required to create woven patterns and products.</div>	 <div>Vista This project teaches children about the techniques that artists use when composing landscape images, such as colour and atmosphere.</div>	 <div>Animal Statues This project teaches children about the historical and cultural portrayal of animals in art. They study the visual qualities of animals through sketching, printmaking and clay modelling</div>	 <div>Statuettes and Figurines This project teaches children about the 3-D representation of the human form, including statues, statuettes and figurines. They study examples and use their clay skills to create a Sumer-style figurine.</div>	 <div>Islamic Art This project teaches children about the features of Islamic art. They make geometric patterns and motifs on paper, with fabric and in clay. They use their learning to create a high relief clay tile, decorated with geometric patterns.</div>

Year 5	 <p><b>Tints, Tones and Shades</b></p> <p>This project teaches children about significant landscape artworks and features of landscapes before using this knowledge to create landscape paintings.</p>	 <p><b>Taotie Line</b></p> <p>This project teaches children about the significance and art of the taotie motif, including ancient and contemporary casting methods.</p>	 <p><b>Light and Shadows</b></p> <p>This project teaches children about the visual qualities of line, light and shadow. They explore the work of Pablo Picasso and Rembrandt and are introduced to a range of shading techniques. They take black and white photographs and use pencil, pen and ink wash to reimagine their photographs in a shaded drawing.</p>	 <p><b>Nature's Art</b></p> <p>This project teaches children about the genre of land art. They work outdoors to sketch natural forms and explore the sculptural potential of natural materials before working collaboratively to create land art installations.</p>	 <p><b>Mixed Media</b></p> <p>This project teaches children about paper crafts, papermaking and collage techniques, including paper, fabric, mixed media and photo collage. They use their learning to create a final piece of small-scale, mixed media collage.</p>	 <p><b>Expression</b></p> <p>This project teaches children about the Expressionist art movement and the 'Father of Expressionism', Edvard Munch. They explore different ways to portray feelings and emotions in art to create an imaginative self-portrait.</p>
	 <p><b>Tints, Tones and Shades</b></p> <p>This project revisits the colour theory, colour wheel and exploring mixing tints, shades and tones. They learn about significant landscape artworks and features of landscapes before using this knowledge to create landscape paintings.</p>	 <p><b>Trailblazers, Barrier Breakers</b></p> <p>This project teaches children about significant black artists and their work, and provides opportunities to analyse and create artwork inspired by them.</p>	 <p><b>Inuit</b></p> <p>This project teaches children about the Inuit way of life, including some of their cultural and artistic traditions.</p>	 <p><b>Environmental Artists</b></p> <p>This project teaches children about the genre of environmental art. They study how artists create artwork that addresses social and political issues related to the natural and urban environment. Children work collaboratively to create artwork with an environmental message.</p>	 <p><b>Distortion and Abstraction</b></p> <p>This project teaches children about the concepts of abstraction and distortion. They study the visual characteristics of abstraction and create a musically-inspired, abstract painting.</p>	 <p><b>Bees, Beetles and Butterflies</b></p> <p>This project teaches children about sketchbooks, observational drawing, mixed media collage and Pop Art. They consolidate their learning to make a final piece of artwork inspired by bees, beetles or butterflies.</p>